

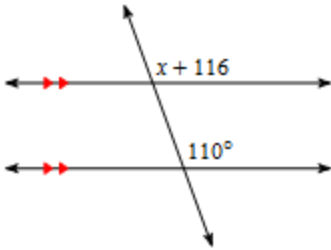
You must complete this before retaking the MC again. Remember it is all about LEARNING so take your time and learn how to do these skills. If you need help please ask!

NAME: \_\_\_\_\_

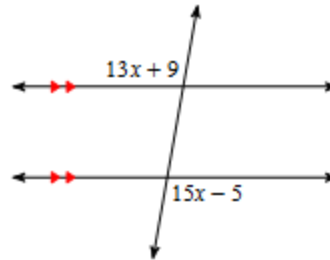
### Corrective Assignment 3.2

Solve for x.

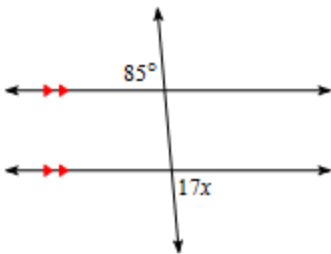
1)



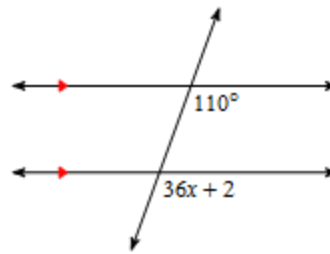
2)



3)

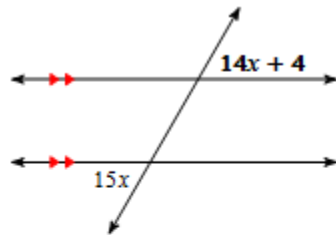


4)

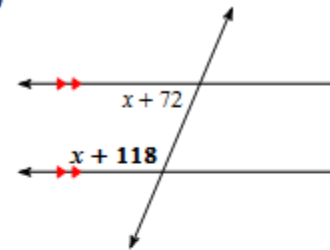


Find the measure of the angle in bold.

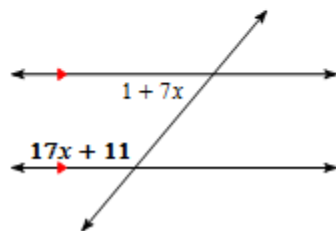
5)



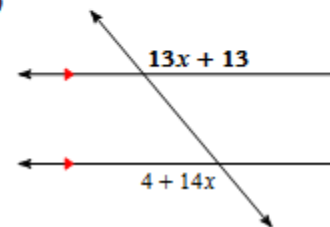
6)



7)

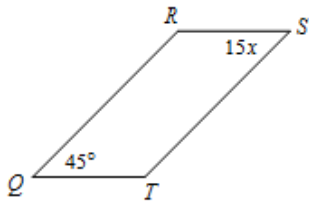


8)



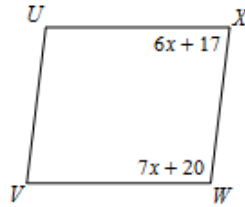
Solve for  $x$ . Opposite sides are parallel.

9)



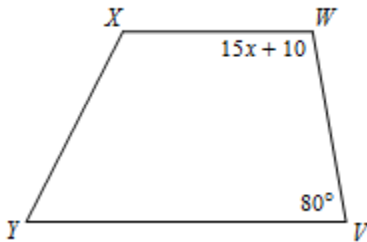
Find the measurement indicated. Opposite sides are parallel.

10) Find  $m\angle V$




Find the measurement of the angle indicated. The top and bottom are parallel.

11)



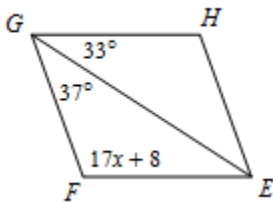
12) Find  $m\angle Z$



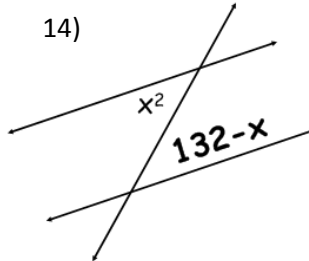
Solve for  $x$ . The figure is a parallelogram.

#14 and 15 SOLVE FOR X.

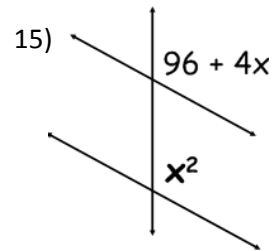
13)



14)



15)



ANSWERS TO CORRECTIVE ASSIGNMENT:

Make sure you check all your answers and make sure you KNOW how to do all of them. You could simply copy answers but that's not the point. The point is that you have to learn how to do this so please make sure that for any you don't understand you get help BEFORE taking the Mastery Check again.

1)  $-6$

2)  $7$

3)  $5$

4)  $3$

5)  $60^\circ$

6)  $113^\circ$

7)  $130^\circ$

8)  $130^\circ$

9)  $3$

10)  $83^\circ$

11)  $6$

12)  $55^\circ$

13)  $6$

14)  $x = 11$  or  $-12$

15)  $x = 12$  or  $-8$